



A REPORT ON THE STUDENTS FEEDBACK ON CURRICULUM:

Academic Year 2020-21

Online feedback on curriculum collected from the students studying in different classes in the college for academic year 2020-21 on various important aspects which include:

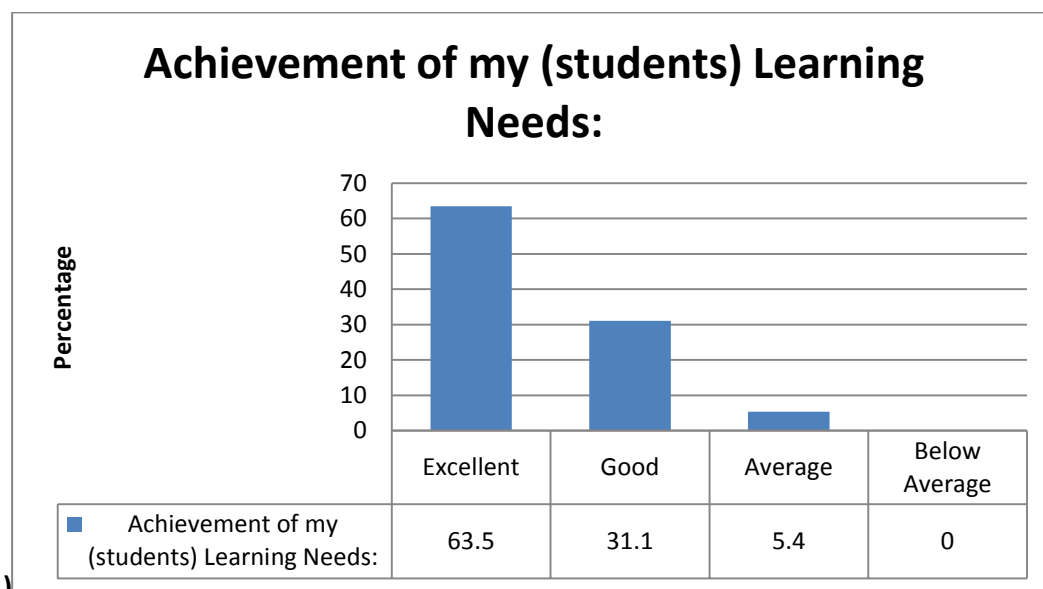
- 1.** Achievement of my learning needs
- 2.** Syllabus of chosen subject
- 3.** Clarity about the course objectives
- 4.** Difficulty level of the course content
- 5.** Applicability of the curriculum to real life situations
- 6.** Scope given to employability
- 7.** Scope given to skill development
- 8.** Promotion of independent thinking by curriculum
- 9.** Exposure to new knowledge and practices
- 10.** Scope to practical/ field work
- 11.** Curriculum encourage interest to pursue higher education
- 12.** Overall rating

- **74 students participated in the survey consisting of 12 parameters/questions.**



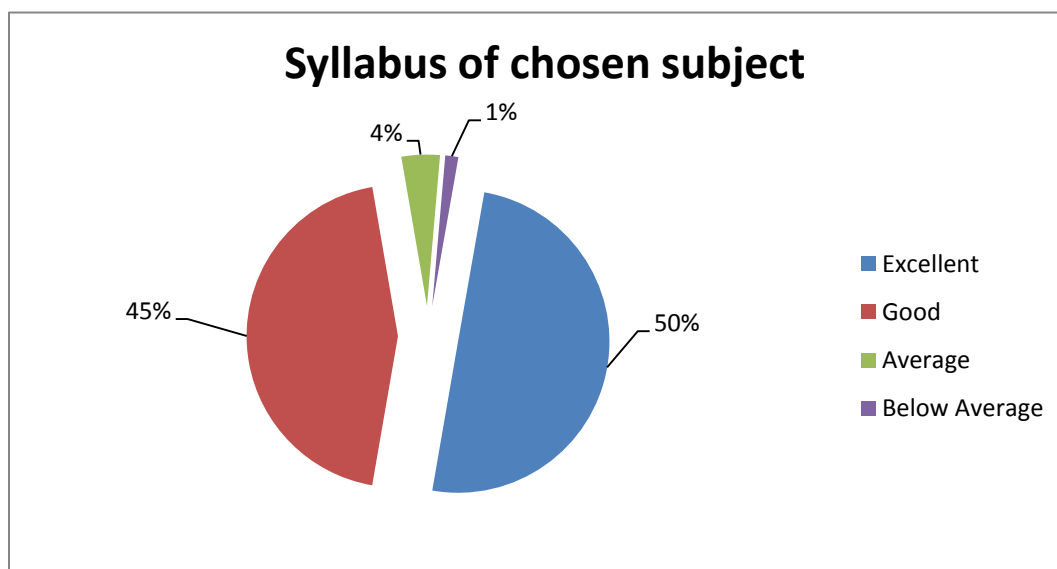
1. Achievement of my (students) Learning Needs:

Responses: 74 (63.5 %, 31.1%, 5.4%, 0.0%)



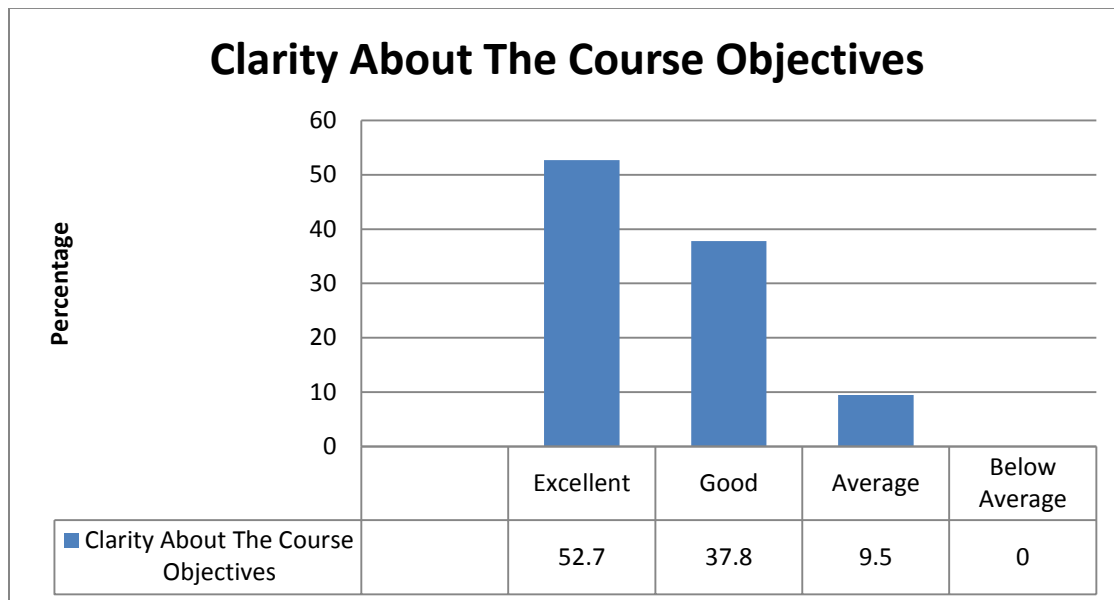
2. Syllabus of chosen subject:

Responses: 74 (50%, 44.6%, 4.1%, 1.4%)



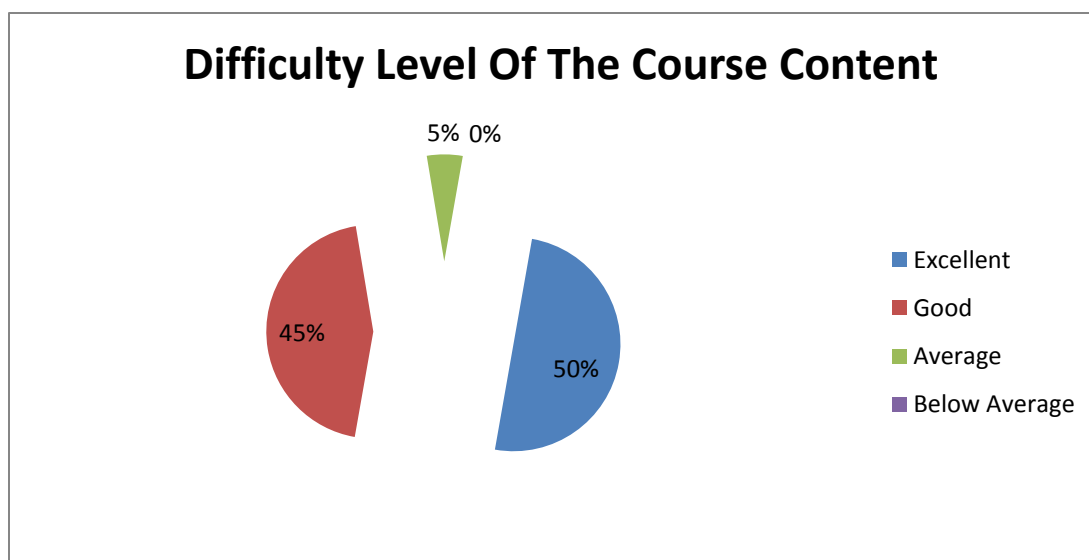
3. Clarity About The Course Objectives:

Responses: 74 (52.7%, 37.8%, 9.5%, 0.0%)



4. Difficulty Level Of The Course Content:

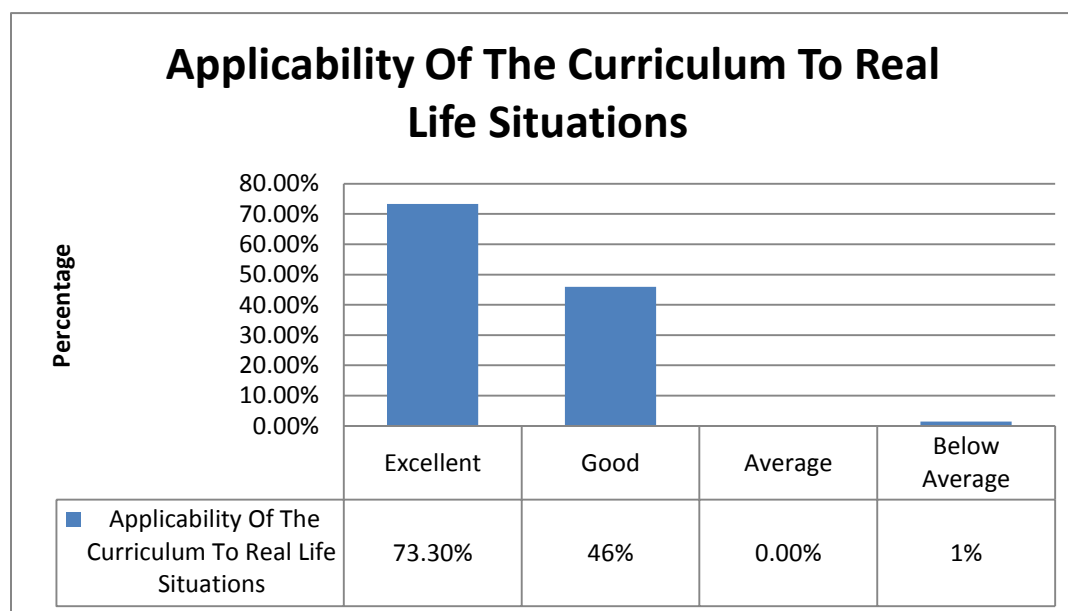
Responses: 74 (50.0%, 44.6%, 5.4%, 0.0%)





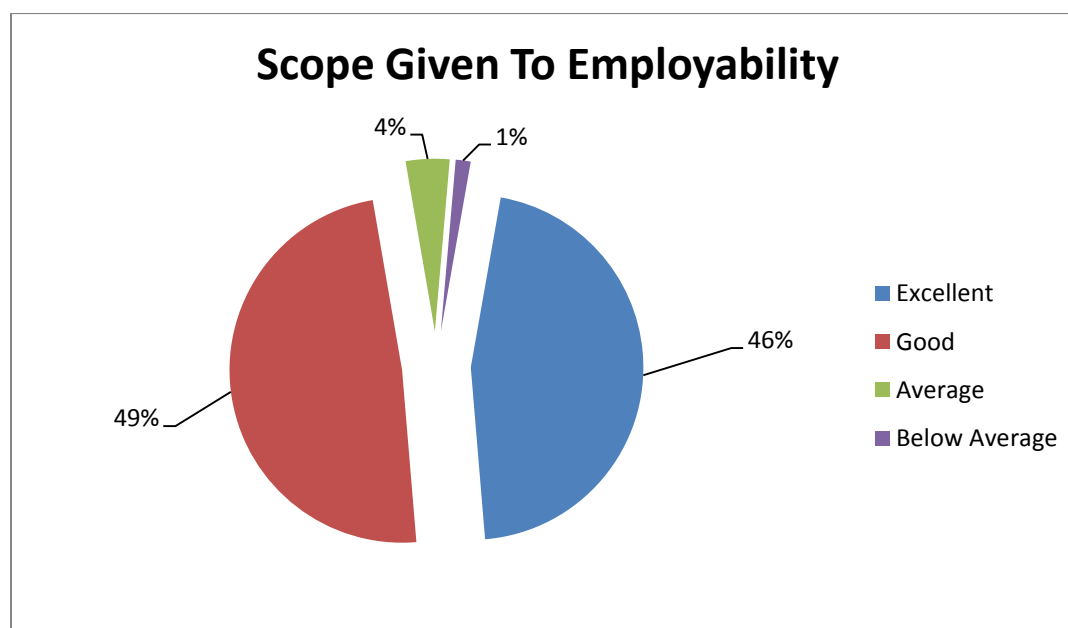
5. Applicability Of The Curriculum To Real Life Situations:

Responses: 74 (47.3%, 45.9%, 5.4%, 1.4%)



6. Scope Given To Employability:

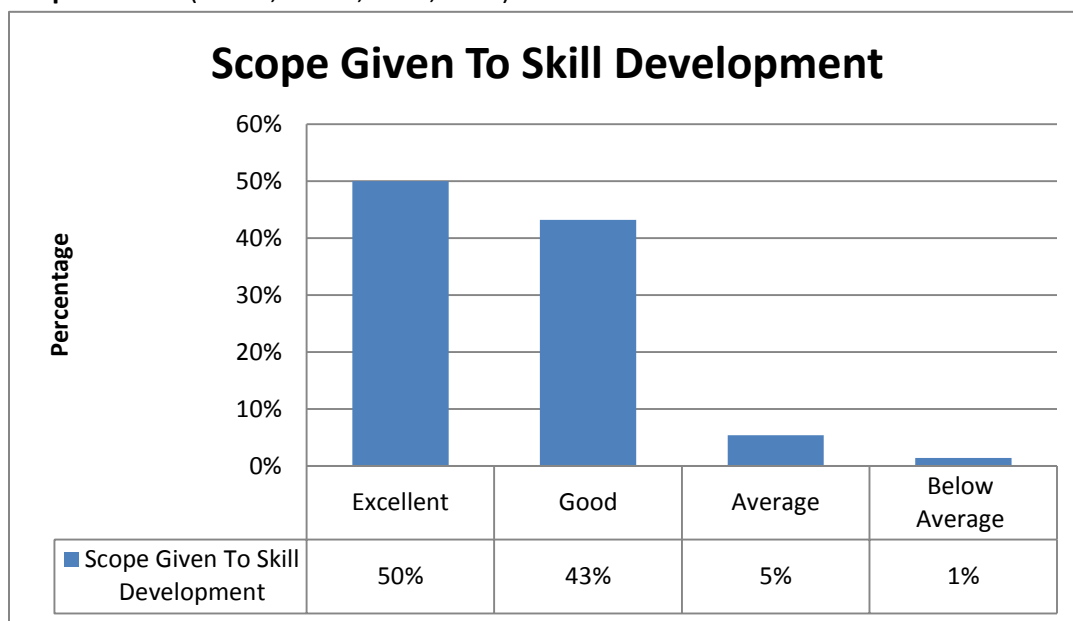
Responses: 74 (45.9%, 48.6%, 4.1%, 1.4%)





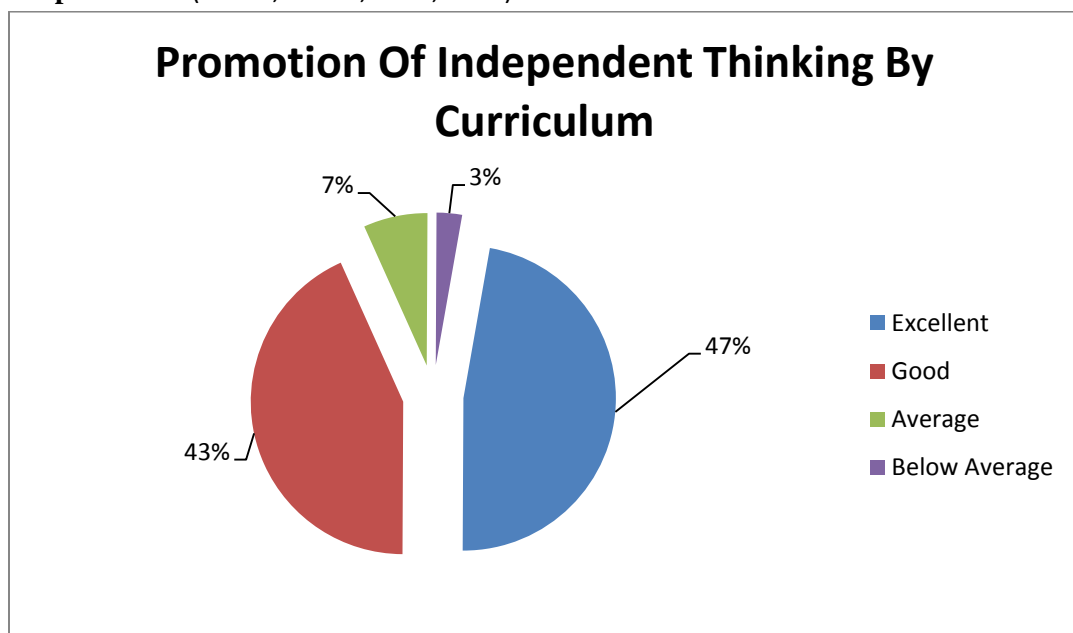
7. Scope Given To Skill Development:

Responses: 74 (50.0%, 43.2%, 5.4%, 1.4%)



8. Promotion Of Independent Thinking By Curriculum:

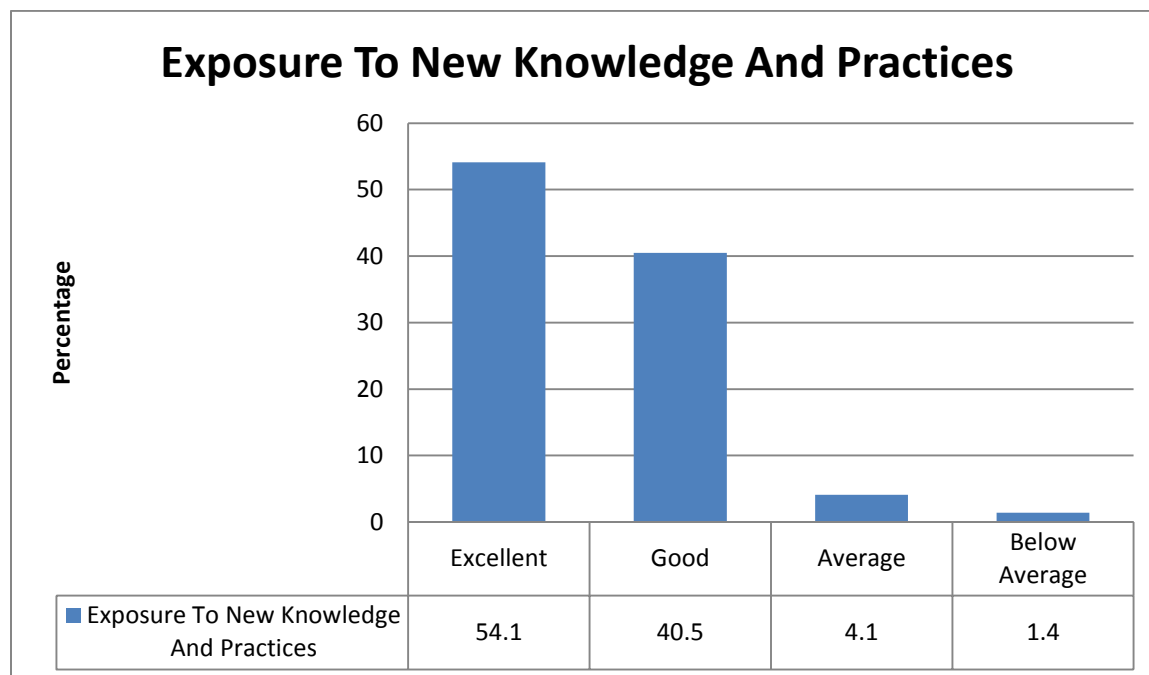
Responses: 74 (47.3%, 43.2%, 6.8%, 2.7%)





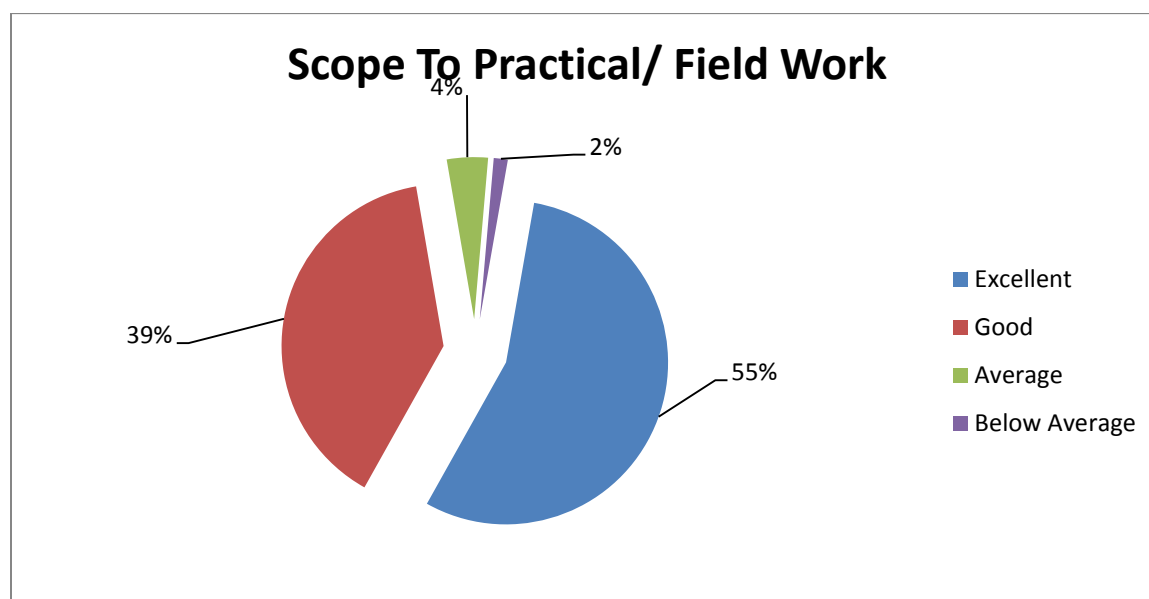
9. Exposure To New Knowledge And Practices:

Responses: 74 (54.1%, 40.5%, 4.1%, 1.4%)



10. Scope to Practical/ Field Work:

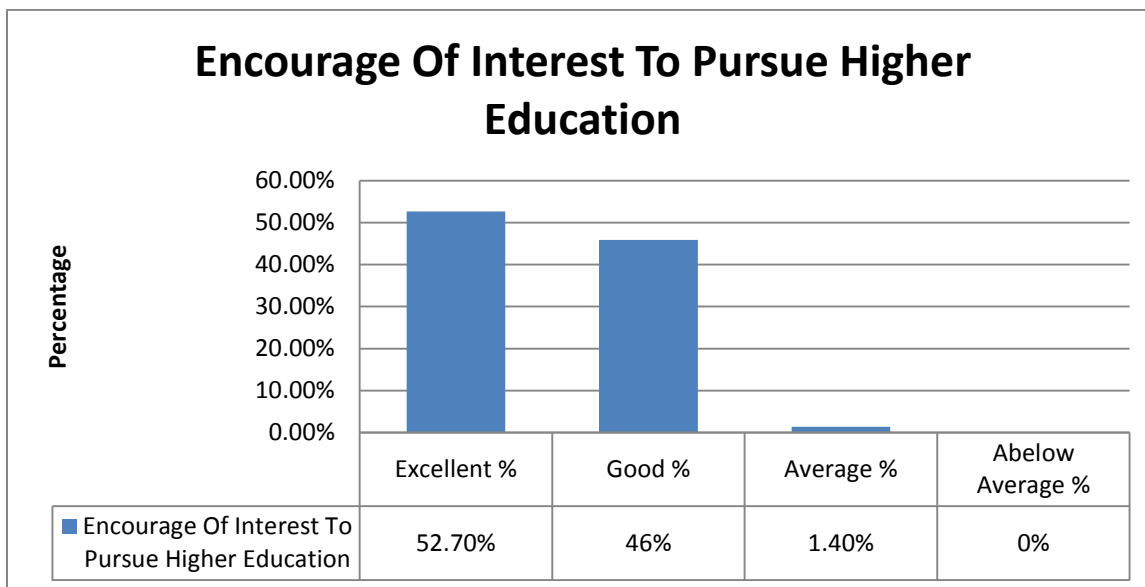
Responses: 74 (55.4%, 39.2%, 4.1%, 1.4%)





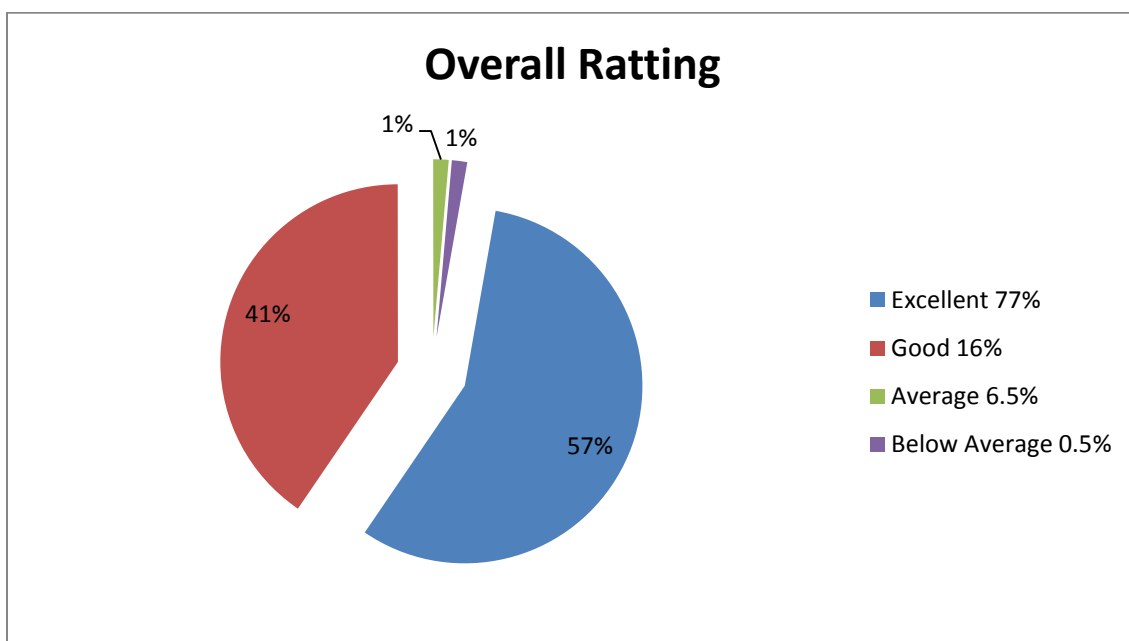
11. Encourage Of Interest To Pursue Higher Education:

Responses: 74 (52.7%, 45.9%, 1.4%, 0.0%)



12. Overall Rating:

Responses: 74 (56.8%, 40.5%, 1.4%, 1.4%)





Respondents detail explanation

1. **Achievement of my(students) Learning Needs:**

From the total **74** students, maximum (63.5%) of the respondents rated as excellent in respect of achievement of their learning needs by curriculum, followed by 23.1%, respondents rated it as good; 5.4%, think average but below average option is not selected by any one.

2. **Syllabus of chosen subject:**

The highest (50.0%) respondents from the total students noted that syllabus of chosen subject found excellent; followed by 44.6% remarked as good, 4.1 think it is as average whereas 1.4% opined in this respect as below average.

3. **Clarity about the course objectives:**

It is found that the maximum (52.7%) of student's respondent opined that the clarity about the course objectives in curriculum found excellent; 37.8% opined it is good, 9.5% rated it as average and last option as below average is not remarked anyone.

4. **Difficulty level of the course content:**

From the total 74 respondents, majority (50.0%) of student respondents opined that the difficulty level of the course content in curriculum found excellent, 44.6% opined it is good, 5.4% rated it as average and but as below average is not responded.

5. **Applicability of the curriculum to real life situations:**

The 47.3% respondents from the total students noted that applicability of the curriculum to real life situations found excellent; followed by 45.9% remarked as good, 5.4% think it is as average whereas 1.4% opined in this respect as below average.

6. **Scope given to employability:**

It is found that 45.9%) of student's respondent opined that the scope given to employability in curriculum found excellent; highest 48.6% opined it is good, 4.1% rated it as average and remaining students (1.4%) are remarked as it is below average.

7. **Scope given to skill development:**

The seventh aspect of the feedback is concerned with scope of skill development through curriculum. The collected information indicate that the maximum number of respondents (50.0%) found the scope given to skill development in curriculum is excellent, followed by 43.2% says it is good, 5.4% opined as it is average whereas no one says it is as below average.

8. Promotion of independent thinking by curriculum:

From the total 74 respondents, majority (47.03%) of student respondents opined that the promotion of independent thinking by curriculum found excellent, 43.2% opined it is good, 6.8% rated it as average and remaining students (2.7%) are remarked as it is below average.

9. Exposure to new knowledge and practices:

It is observed that the majority (54.1%) of student's feel that exposure to new knowledge and practices in curriculum experienced is excellent; followed by 40.5% of opined it is good, 4.1% observed as average and 1.4% remarked as below average in this respect.

10. Scope to practical/ field work:

The highest (55.4%) respondents from the total students noted that scope to practical/ field work in curriculum is found excellent; followed by 39.2% remarked as good, 4.1% think it is as average whereas 1.4% opined in this respect as below average.

11. Curriculum encourage interest to pursue higher education:

It is found that the maximum (52.7%) of student's respondent reply that curriculum encourage interest to pursue higher education found excellent; 45.9% opined it is good, 1.4% rated it as average and below average option is not selected by any respondent.

12. Overall rating:

The last parameter of feedback is overall rating of curriculum. From the collected information the maximum number of respondents (56.8%) shows curriculum is excellent, followed by 40.5% declare it is good, 1.4% speak out as it is average whereas only 1.4% reflect it is below average.

Conclusion:

The consolidated feedback report of students on curriculum is shared with the all HOD's /Coordinators/ Officials of different department for further appropriate action and decision making in this respect.